



# *John Wesley Convent, Rohtak*


*Summer Vacation Home Work (2025-26)*

**Class: VI**



***Hurrah!***

***Break Time.....***



***General Instructions:***

- Do your holidays homework in a very neat and tidy manner.
- Do the written work in a separate Notebook.
- Parents should converse most of the time in English with their wards.
- The submission date for the homework for English & Maths is **04/07/2025**.
- The submission date for the homework for Hindi & Science is **05/07/2025**.
- The submission date for the homework for Social Science & Art & Craft is **07/07/2025**.
- The submission date for the homework of IT & GK is **08/07/2025**.



**English**

**A. Project Work**

**Instructions**

- Choose your task based on your roll number. Be creative, neat, and original. You may use colours, drawings, cut-outs, and decorations to make it attractive.

**Roll no. 1 to 10-**

- Make a poster titled “Words that Travel!” (on any theme like Nature, Emotions, School Life)
- Pick 10 new words related to your theme
- For each:
  - \* Write the word
  - \* Meaning
  - \* One sentence
  - \* Picture or drawing
  - \* Decorate with borders, stickers, or washi tape

**Roll no 11 to 20**

- Alphabet Vocabulary Art
  - Title: “A to Z Word Wall”
  - Create a colourful chart with one interesting word for each alphabet letter.
  - For each word:
    - \* Write the word and meaning
    - \* Use it in a sentence
    - \* Add a small drawing or sticker
- Example: A – Adventurous, B – Brilliant, C – Curious, etc.

**Roll no. 20 onwards**

- English Fun Magazine

- Objective: Combine various English activities.
- What to Include:
  - \* A story
  - \* A poem
  - \* A crossword puzzle or word search (can be handmade)
  - \* Riddles or jokes
  - \* A mini grammar tip section
- B.** Write 3 interesting facts about Nitrogen that you find fascinating on A4 size sheet.
- C. Writing Skills-** Write the following Articles in your English Notebook:
  1. Healthy Food vs Junk Food
  2. The Benefits of Sports and Games
- D. Literature:** Learn Unit-1 Chapter-2 (The Raven and the Fox)- Identify all types of Nouns from the Poem.  
Learn Unit 1 Chapter-3 (Rama the Rescue) and Identify All Types of Sentences.
- E. Grammar-** Do the given worksheet on Types of Sentences and Nouns

## Hindi

- 1 भोजन की पैकेजिंग में नाइट्रोजन गैस का उपयोग क्यों किया जाता है? A4 शीट पर लिखिए।
- 2 निम्नलिखित उपविषयों की गूगल से आइडिया लेकर टीएलएम प्रस्तुति तैयार कीजिए।
  - I अनुक्रमांक (1 - 15) कारक चिह्न
  - II अनुक्रमांक (15 - 30) संज्ञा के भेद
  - III अनुक्रमांक (30 से आगे) पर्यायवाची
- 3 निम्नलिखित में से कोई दो फ़िल्म देखिए और उनसे मिलने वाली पाँच प्रमुख शिक्षाएँ (A4 शीट पर लिखिए) :-  
गोल्ड, भाग मिलखा भाग, मैदान, चंदू चैंपियन
- 4 अपने अपने हाउस के रंग वाली A3 शीट पर अनुक्रमांक अनुसार निम्नलिखित विषयों पर कविता अथवा नारे लिखिए।  
(अनुक्रमांक 1, 2, 3, 4 - रक्षाबंधन),  
(अनुक्रमांक 5, 6, 7, 8 - स्वतंत्रता दिवस),  
(अनुक्रमांक 9, 10, 11, 12 - जन्माष्टमी),  
(अनुक्रमांक 13, 14, 15, 16 - दशहरा),  
(अनुक्रमांक 17, 18, 19, 20 - गांधीजयंती),  
(अनुक्रमांक 21, 22, 23, 24 - बाल दिवस),  
(अनुक्रमांक 25, 26, 27, 28 - अध्यापक दिवस),  
(अनुक्रमांक 29, 30, 31, 32 - गणतंत्र दिवस)
- 5 **बाल राम कथा:-** पाठ 3 दो वरदान की रीडिंग कीजिए व श्री राम की पांच विशेषताएँ लिखिए।
- 6 अप्रैल व मई प्लानर के अनुसार करवाए गए पाठ्यक्रम को याद कीजिए।

## Maths

Practice Work:

- \* Revise (4 questions from each type of topic in the given chapters)

Chapter 1 Pattern in Mathematics

Chapter 2 Lines and Angles

- \* Write and learn Tables up to 20 in your Practice Notebook. (3 times)
- \* Do the given assignments
- \* Do the Exercise # 2 from the Allen's book of the following chapters;  
Chapter 1: Patterns in Mathematics (Page 27)  
Chapter 2: Lines and Angles (Page 63)

**Model Work (A reference link for help is provided):**

- **Roll No (1-12)** Prepare a model on Different types of graph.  
**Link:** <https://youtu.be/M1xgifHAcYw?feature=shared>  
<https://youtube.com/shorts/iPFoQXbFHhU?feature=shared>
- **Roll No (13-24 )** Prepare a Model on different types of angle .  
**Link:** <https://youtu.be/30Pyd42JyKA?feature=shared>
- **Roll No (25 onwards )** Prepare a model on Indian System and International system of numeration.  
**Link:** [https://youtu.be/ewvF\\_nV5u2w](https://youtu.be/ewvF_nV5u2w)
- \* Draw a chart showing the Estimated Global Greenhouse Gas Emission from Nitrogen Fertilizers.  
**Link:** <https://pulitzercenter.org/stories/nitrogen-fertilizer-releases-greenhouse-gases-throughout-its-life-cycle>

## Science

1. Make revision notes from the following chapters

- Chapter - The Wonderful World of Science
- Chapter - Material Around Us
- Chapter - Diversity in Living World

2. **Project Work**

- **Roll No (1 to 5) Water Cycle Model-** Demonstrate evaporation, condensation, and precipitation using a simple setup with plastic wrap, a cup of water, and a lamp.
- **Roll No (6 to 10) - Windmill (Renewable Energy)** - Create a windmill using paper, a small motor, and a battery to demonstrate how wind energy generates power.
- **Roll No (11 to 15) -Smart Dustbin (Automatic Lid)**
- **Concept:** Lid opens automatically when you move your hand near it. **Materials:** IR sensor, servo motor, Arduino (optional), plastic bin. **Learning:** Automation, sensors, and hygiene awareness.
- **Roll No (16 to 20) -Hydraulic Lift (Simple Machine)**
- **Concept:** Demonstrate how liquids can lift heavy objects using pressure. **Materials:** Syringes, plastic tubing, cardboard platform. **Learning:** Pascal's law and hydraulic systems.
- **Roll No (21 to 25) - Earthquake Alarm Model**
- **Concept:** Create a vibration-sensitive alarm using a circuit. **Materials:** Buzzer, battery, spring, wires. **Learning:** How early-warning systems for earthquakes work.
- **Roll No (26 to 30) - Periscope – Simple Optics Model**  
**Concept:** Show how mirrors reflect light to see objects around corners. **Materials:** Cardboard box, two mirrors at 45° angles. **Learning:** Light reflection, military/naval applications.
- **Roll No (31 onwards) - Automatic Street Light Model**  
**Concept:** Streetlight turns on in darkness using an LDR (Light Dependent Resistor). **Materials:** LDR, battery, LED, wires, cardboard. **Learning:** Basics of sensors and smart city concepts.

3. **Theme Model**

- **Roll No (1 to 15) -Nitrogen in Air Demonstration Model**

Concept: Show that nitrogen is the most abundant gas in the atmosphere.  
Materials: Transparent jar, colored water, balloons or charts, labels for gases.  
Working: Create a pie chart model (using coloured balloons or paper) to show:  
Nitrogen (78%), Oxygen (21%), Others (1%)  
Learning: Helps visualize the presence of nitrogen in air.

- **Roll No - 16 onwards- Animated Nitrogen Cycle Wheel**

Concept: A rotating wheel that explains the nitrogen cycle in steps.

Materials: Cardboard, split pin (paper fastener), printed/pasted labels and images.

Working: Rotate the top wheel to view each stage like nitrogen fixation, nitrification, etc.

## **SOCIAL SCIENCE**

1. Read the chapters given below and write definitions, New Words and also write down 5 MCQs from each chapter in Holidays Homework Notebook :
  - Chapter-1 Locating Places On The Earth
  - Chapter -2 Oceans And Continents
  - Chapter -3 Timeline And Sources Of History
  - Chapter -4 India : That Is Bharat

2. **Chart Work:**

- a) Make a pictorial chart on life of earliest people. (Roll No 1-15).
- b) Make a chart on heat zones. (Roll No 15 onwards).

3. Make a working model on any of the following:

- Important latitudes of the earth. (Roll No 1-12).
- Important lines of longitude. (Roll No 13-24)
- Globe (Roll No. 24 onwards).

4. Write the history of your family (or village if you live in one), using sources of history at your disposal.
5. Make a chart on timeline of the evolution of life on earth.

Or

Make a chart on symbols that are commonly used in Maps (using half chart).

6. a) On an outline map of India, locate the Indian states and capital. (3 maps).  
b) On the World Physical Map, mark all continents and oceans. (3 maps)

## **Sanskrit**

- कक्षा -कक्ष में कराया गया कार्य शब्दार्थ, हिंदी अर्थ व अभ्यास कार्य याद कीजिए

पाठ 1 वयम् वर्णमालां पठामः

पाठ 2 एषः कः ? एषा का? एतत् किम् ?

पाठ 3 अहं च त्वं च

- व्याकरण कार्य:-

**शब्द रूप:-** अस्मद्, युष्मद्; **धातु रूप:-** पठ् . लट्लकार; **संख्यावाचक शब्द** 1 से 10, **वासरः** ( दिनों के

नाम ), **संबंध सूचक शब्द** हिंदी व संस्कृत में अलग पुस्तिका में लिखकर याद कीजिए ।

- (अनुक्रमांक 1 से 10) वासरः ( दिनों के नाम ) A3 शीट पर लिखिए और याद कीजिए ।

- (अनुक्रमांक 11 से 20) संख्यावाचक शब्द (1 से 10 )A3 शीट पर लिखिए और याद कीजिए ।
- (अनुक्रमांक 21 से अन्तिम) संबंध सूचक के नाम A3 लिखिए और याद कीजिए ।
- प्रतिदिन गायत्री मंत्र का सस्वर उच्चारण कीजिए ।

## GK

Revise all the topics give below:-

- Bharat at a glance
- India's National Symbol
- Gods and Goddesses
- State Animal and Birds
- Current affairs of month of April and May

### 1. Current Affairs Scrapbook

- Collect and paste 10 interesting current affairs (news articles or headlines) from the months of May and June.  
(Include news from categories like sports, science, politics, and entertainment explaining its importance).

### 2. Famous Personalities

- Choose 5 famous Indian personalities (Freedom Fighters, Scientists, Artists, etc.).  
Write a short paragraph (5-6 lines) on each with their:

Full name

Field of achievement

One famous contribution

A photo (if possible)

### 3. Quiz Time!

Answer the following questions:

- Who is the President of India?
  - What is the capital of Australia?
  - Name the longest river in the world.
  - Who wrote the National Anthem of India?
  - In which year did India become independent?
4. Nitrogen - "The Invisible Helper"
- On an A3 size sheet mention the importance of Nitrogen , also tell it's use in day to day life .
5. Fun GK Project
- Create a Project report on you favourite country you would like to visit. You can include its interesting facts, reason why you want to visit, different places to visit, culture & history, food & cuisine etc.

## A.I.

- Learn Chapter- 1,3 and 5
- Prepare a chart on topics according to your Roll No.:-
 

○ Applications of AI	Roll No. 1 -10
○ Explain and paste pictures of logos of different AI apps	Roll No. 11- 20
○ Machine Learning and Its Types	Roll No. 21-30
○ Waymo Self Driven Car with its features (Page 6)	Roll No 31 onwards
- Prepare a model on :-

- Alexa Roll No 1-10
- Smart Home Appliances . Roll No. 11-20
- Types of Mouse. Roll No. 21-30
- Spin wheel of shortcut keys. Roll No 31 onwards
- Prepare a PPT on the topic “Nitrogen Fixing Plants“ and share it on [hhw.jwcrtk@gmail.com](mailto:hhw.jwcrtk@gmail.com)

### **Art and craft**

1. Create a visual representation of Nitrogen's uses in everyday life.
2. Draw a landscape/Flower Pot and complete it with beautiful colours.
3. Draw a sketch of any famous Personality.
4. Make this beautiful butterfly.

<https://www.facebook.com/share/v/1EEfXWoCKr/>

Note: # Size for art work (A-3 sheet)

# Use any type of colours.



# John Wesley Convent, Rohtak

(A New Generation International Sr. Sec. School, Affiliated to C.B.S.E.)

Practice Assignment / Class...../ Section.....

Name: \_\_\_\_\_ Roll No.: \_\_\_\_\_ Subject: \_\_\_\_\_

**Complete the patterns:**

1. 2, 4, 6, \_\_\_\_, \_\_\_\_
2. 100, 90, 80, \_\_\_\_, \_\_\_\_
3. 5, 10, 20, \_\_\_\_, \_\_\_\_
4. 1, 3, 6, 10, \_\_\_\_, \_\_\_\_
5. 50, 55, 60, \_\_\_\_, \_\_\_\_
6. 10, 20, 30, \_\_\_\_, \_\_\_\_
7. 64, 32, 16, \_\_\_\_, \_\_\_\_
8. 121, 144, 169, \_\_\_\_, \_\_\_\_
9. 1000, 900, 800, \_\_\_\_, \_\_\_\_
10. 1, 4, 9, 16, \_\_\_\_, \_\_\_\_
11. 3, 6, 12, 24, \_\_\_\_, \_\_\_\_
12. 81, 72, 63, \_\_\_\_, \_\_\_\_
13. 7, 14, 28, \_\_\_\_, \_\_\_\_
14. 10, 20, 40, \_\_\_\_, \_\_\_\_
15. 5, 25, 125, \_\_\_\_, \_\_\_\_
16. 8, 6, 4, \_\_\_\_, \_\_\_\_
17. 2, 5, 10, 17, \_\_\_\_, \_\_\_\_
18. 1, 11, 111, \_\_\_\_, \_\_\_\_
19. 2, 3, 5, 8, 12, \_\_\_\_, \_\_\_\_
20. 13, 26, 39, \_\_\_\_, \_\_\_\_
21. 90, 80, 70, \_\_\_\_, \_\_\_\_
22. 1, 2, 4, 7, 11, \_\_\_\_, \_\_\_\_
23. 15, 30, 60, \_\_\_\_, \_\_\_\_
24. 121, 100, 81, \_\_\_\_, \_\_\_\_
25. 200, 400, 600, \_\_\_\_, \_\_\_\_
26. 100, 50, 25, \_\_\_\_, \_\_\_\_
27. 3, 9, 27, \_\_\_\_, \_\_\_\_
28. 10, 30, 60, 100, \_\_\_\_, \_\_\_\_
29. 6, 12, 18, \_\_\_\_, \_\_\_\_
30. 1, 2, 6, 24, \_\_\_\_, \_\_\_\_ (Hint:  $1, 1 \times 2 = 2, 1 \times 2 \times 3 = 6, 1 \times 2 \times 3 \times 4 = 24$ )
31. 11, 22, 44, \_\_\_\_, \_\_\_\_
32. 5, 15, 45, \_\_\_\_, \_\_\_\_
33. 4, 16, 64, \_\_\_\_, \_\_\_\_
34. 9, 18, 36, \_\_\_\_, \_\_\_\_
35. 1, 8, 27, 64, \_\_\_\_, \_\_\_\_ (Hint: Cubes)



# John Wesley Convent, Rohtak

(A New Generation International Sr. Sec. School, Affiliated to C.B.S.E.)

Practice Assignment / Class..... / Section.....

Name: \_\_\_\_\_ Roll No.: \_\_\_\_\_ Subject: \_\_\_\_\_

## Identifying the Vertex and Arms

LESSON 1


Identify the vertex and arms that form each angle.

11



Vertex: \_\_\_\_\_  
Arms: \_\_\_\_\_

21



Vertex: \_\_\_\_\_  
Arms: \_\_\_\_\_

31



Vertex: \_\_\_\_\_  
Arms: \_\_\_\_\_

41



Vertex: \_\_\_\_\_  
Arms: \_\_\_\_\_

51




Vertex: \_\_\_\_\_  
Arms: \_\_\_\_\_

61



Vertex: \_\_\_\_\_  
Arms: \_\_\_\_\_

71



Vertex: \_\_\_\_\_  
Arms: \_\_\_\_\_

81



Vertex: \_\_\_\_\_  
Arms: \_\_\_\_\_

91



Vertex: \_\_\_\_\_  
Arms: \_\_\_\_\_

## Naming Angles using Three Points

Sheet 1

Use all the three points and name each angle.

13



\_\_\_\_\_

23



\_\_\_\_\_

33



\_\_\_\_\_

43



\_\_\_\_\_

53



\_\_\_\_\_

63



\_\_\_\_\_

73



\_\_\_\_\_

83



\_\_\_\_\_

93



\_\_\_\_\_

103



\_\_\_\_\_

113



\_\_\_\_\_

123



\_\_\_\_\_





# ***John Wesley Convent, Rohtak***

(A New Generation International Sr. Sec. School, Affiliated to C.B.S.E.)

**Practice Assignment / Class...../ Section.....**

---

**Name:** \_\_\_\_\_ **Roll No.:** \_\_\_\_\_ **Subject:** \_\_\_\_\_

---

## **Part A: Identify the Type of Sentence**

(Read each sentence and write whether it is Declarative, Interrogative, Imperative, or Exclamatory.)

1. How fascinating the Northern Lights are!
2. Please submit your homework by Friday.
3. Have you ever visited the Amazon rainforest?
4. The scientist explained the theory in detail.
5. Don't touch that wire—it's dangerous!
6. Why didn't she attend the meeting yesterday?
7. The sunset painted the sky in hues of orange and purple.
8. Watch your step on the icy sidewalk!
9. Is it true that whales can sleep with one eye open?
10. What a wonderful performance that was!

## **Part B: Identify the Noun and Its Type**

(Underline the noun(s) and mention if it's Proper, Common, Abstract, Collective, or Material.)

1. Honesty is the best policy.
2. The army marched forward bravely.
3. Rahul and I visited the Red Fort last weekend.
4. Courage is required to speak the truth.
5. This necklace is made of gold.
6. The committee agreed on the final decision.
7. The Nile is the longest river in Africa.
8. Time heals all wounds.
9. My friend gifted me a bouquet of roses.
10. Wisdom comes with experience.

## **Part C: Mixed Challenge**

(Rewrite the sentences as directed and identify the noun types.)

1. She completed the assignment on time.(Change to interrogative)
2. The cake smells delicious.(Change to exclamatory)
3. The jury gave a fair verdict.(Identify noun type)
4. You should shut the door quietly.(Change to imperative)
5. Laughter echoed through the hall.(Identify noun type)