



# **John Wesley Convent, Rohtak**


**Summer Vacation Home Work (2025-26)**

**Class :KG**



**Hurrah!**

**Break Time.....**



## **General Instructions For The Parents:-**

- Help your ward to complete the given holidays homework.
- Encourage your ward to do the colouring work independently.
- Guide your ward to place their belongings in the right place.
- Answer your ward's questions to foster curiosity and learning.
- Explore different colours with your ward to enhance their knowledge.
- Limit the use of mobile devices and TV to protect your child's eyesight.
- Take your child on nature walks to enjoy the outdoors.
- Try to converse in English with them to improve their language skills.
- The submission date for the homework for English & Maths is **04/07/2025**.
- The submission date for the homework for Hindi & Art & Craft is **05/07/2025**.
- The submission date for the homework for General Awareness is **07/07/2025**.

## **General Instruction For The Students:-**

- Get up early in the morning and go for a walk on your terrace.
- Drink plenty of liquids to stay hydrated.
- Eat lots of green salad and juicy fruits.
- Complete the given work in a separate Three-in-One notebook..



## **English**

### **Written Work :**

- Write letters Aa - Hh in the notebook (2 pages for each letter).
- "Look and Write" exercise in the notebook (2 pages) as done in the Note book.
- Match Capital to Print letters in the notebook (2 pages).
- Dictation in the notebook (2 pages) of letters from A to H & a to h.
- Rhymes to Learn:  
"We See Leaves", "Rain Rain Go Away", "Rainbow Colours", "Mumma Darling",  
"Families", "ABC Song"

## Hindi :

### Written work:

- Identify and write swar (अ - ऐ) in the notebook (2 pages each).

### Practice

- "देखो और लिखो" in the notebook (2 pages) as done in the class work notebook.
- श्रुतलेख (Dictation) in the notebook (2 pages) of swar (अ - ऐ).
- मिलान करे (Matching) in the notebook (2 pages).

### Oral Activities:

Learn the rhymes:

"उदय ऊट", "आम और अनार", "अनोखा मैं", "ऐनक ने एक दिन छुट्टी मनाई"

## Maths:

### Written :

- Learn and Write Forward Counting from 1 to 50 in the notebook (2 pages each).
- Count and Write (1 to 10) in the notebook (2 pages).
- Draw objects for the given number in the notebook (2 pages).
- "What Comes After" (1 to 10) in the notebook (2 pages).

### Revision:

- Revise using all clay shapes: Square, Rectangle, Triangle & Circle.

## E.V.S. :

### Revision:

- Revise colour names of your choice at least 10 colours.
- Revise using all clay shapes: Square, Rectangle, Triangle & Circle.
- Explore new places like parks, temples, and zoos.

### Project Work:

- Make cutouts of any five Farm animals (Roll no. 1-5).
- Make cutouts of any five Junk foods (Roll no. 6-10).
- Make cutouts of any five Land Transport vehicles (Roll no. 11-15).
- Make cutouts of any five National Symbols (Roll no. 16-20).
- Note: Each cutout should be 1/4th of a chart in size.

## Creative Activity:

- Make one "Best out of Waste" project with the help of your parents




# John Wesley Convent, Rohtak

(A New Generation International Sr. Sec. School, Affiliated to C.B.S.E.)







Class..... Section.....

Name: \_\_\_\_\_ Roll No.: \_\_\_\_\_ Topic : \_\_\_\_\_

**Write the beginning sound of each picture.**



A





# John Wesley Convent, Rohtak

(A New Generation International Sr. Sec. School, Affiliated to C.B.S.E.)

Class..... Section.....

Name: \_\_\_\_\_ Roll No.: \_\_\_\_\_ Topic : \_\_\_\_\_

**Draw a line to match each uppercase letter to its lowercase letter**

A

B

C

D

E

F

G

H

c

f

a

g

b

h

e

d



# John Wesley Convent, Rohtak

(A New Generation International Sr. Sec. School, Affiliated to C.B.S.E.)

Class..... Section.....

Name: \_\_\_\_\_ Roll No.: \_\_\_\_\_ Topic : \_\_\_\_\_

## सही स्वर पर गोला लगाएं



आ अ ऊ इ



ऊ इ ई अ



अ उ ऊ इ



आ ई ऊ इ



आ अ ऊ इ



अ ई ऊ आ




# John Wesley Convent, Rohtak

(A New Generation International Sr. Sec. School, Affiliated to C.B.S.E.)

Class..... Section.....

Name: \_\_\_\_\_ Roll No.: \_\_\_\_\_ Topic : \_\_\_\_\_

मिलान करो और चित्र में रंग भरो



क  
उ  
ऊ  
इ  
आ  
ओ  
अ





# John Wesley Convent, Rohtak


























(A New Generation International Sr. Sec. School, Affiliated to C.B.S.E.)

Class..... Section.....

Name: \_\_\_\_\_ Roll No.: \_\_\_\_\_ Topic : \_\_\_\_\_

## Complete the Pattern

Look at each pattern below and then use the box on the right to complete the pattern.




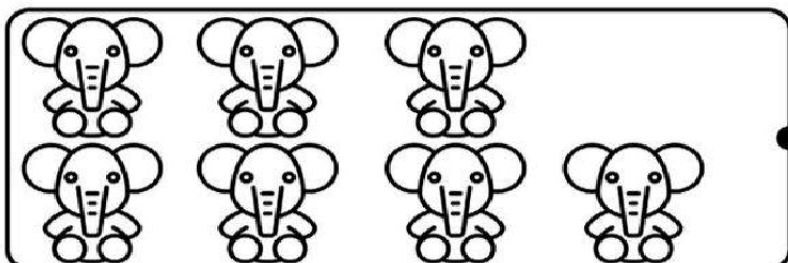



**John Wesley Convent, Rohtak**

(A New Generation International Sr. Sec. School, Affiliated to C.B.S.E.)

Class..... Section.....

Name: \_\_\_\_\_ Roll No.: \_\_\_\_\_ Topic : \_\_\_\_\_

# Count and Match







# *John Wesley Convent, Rohtak*

(A New Generation International Sr. Sec. School, Affiliated to C.B.S.E.)

Class..... Section.....

Name: \_\_\_\_\_ Roll No.: \_\_\_\_\_ Topic : \_\_\_\_\_

**Colour and decorate it**





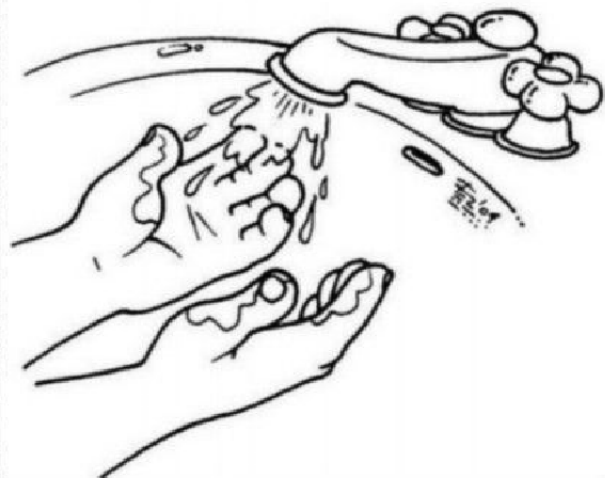
# John Wesley Convent, Rohtak

(A New Generation International Sr. Sec. School, Affiliated to C.B.S.E.)

Class..... Section.....

Name: \_\_\_\_\_ Roll No.: \_\_\_\_\_ Topic : \_\_\_\_\_

**Colour all the healthy habits**





# John Wesley Convent, Rohtak

(A New Generation International Sr. Sec. School, Affiliated to C.B.S.E.)

Class..... Section.....

Name: \_\_\_\_\_ Roll No.: \_\_\_\_\_ Topic : \_\_\_\_\_

## Color the Shapes

