



# John Wesley Convent

An ISO 9001 : 2008 Certified, Affiliated to C.B.S.E. Sr. Sec. School



## CLASS - I



**Hurrah!**

**Break Time.....**



### General Instructions For The Parents:-

- Help your ward to complete the given Holidays Home Work.
- Let your ward do the colouring work himself/ herself.
- Guide your ward to place his/ her belongings in the right place.
- Try not to avoid questions put up by your ward.
- Try to explore his/her knowledge about different colours.
- Using Mobile or Watching T.V. for too much time is harmful to the eyesight of the child.
- Do your holidays homework in a very neat and tidy manner.
- Do the written work in a separate notebook.
- Parents should converse most of the time in English with their wards.
- The submission date for the homework for English, Maths, EVS & IT is 01/07/2026.
- The submission date for the homework for Hindi, Art & Craft and GK is 02/07/2026.

### General Instruction For The Students:-

- Get up early in the morning and go for a walk.
- Drink plenty of liquid to beat the heat.
- Eat lots of green salad and juicy fruits.
- Do the practice work in a separate note book.
- All the work should be done in a very neat and tidy manner.



### English

- Revise Chapter 2 (Rani's first day at school) and Chapter 3 (If I Were)
- Underline the naming words from Chapter 2, 3 and write in the notebook.
- Dictate any 5 simple words in the notebook. (10 pages)
- Do the given worksheets neatly.
- My Mini Alphabet Dictionary- Create a mini alphabet dictionary in a scrapbook by pasting at least three pictures of each alphabet with their phonic sound.

- Draw or Paste pictures of any two things that contain carbon (e.g. wood, paper, pencil, diamond etc.) on an A3 size sheet .Write few sentences about each thing.

### Public Speaking

- Prepare a short speech on the following topics and make a video of the same and share with your class teacher:
- "If I Were a butterfly": Imagine being a butterfly and describe what you'd do(Roll no 1-8)
- "My Favourite Toy": Talk about your favourite toy and why you like it. (Roll no 9 and so on).

### Hindi

- अपनी पाठ्य पुस्तक का एक पेज प्रतिदिन पढ़ें और कठिन शब्दों का अर्थ जानने की कोशिश करें।
- पाठ 3 (रीना का दिन) ,पाठ 4 (रानी भी) को दोहराए।
- 15 पृष्ठ का श्रुतलेख करें। (1page)
- वर्कशीट्स को पूरा करें।
- चार्ट पेपर पर 1 से 10 तक की गिनती सुंदर लिखावट में लिखें। प्रत्येक संख्या के साथ उतनी वस्तुओं के चित्र बनाइए या चिपकाइए।
- सूखे पत्तों की सहायता से एक सुन्दर कोलाज बनाइए।
- मात्रा ट्रेन बनाएँ और हर डिब्बे में प्रत्येक मात्र के दो दो शब्द लिखें

### Maths

- Learn and Write Number names of numbers 1 to 50 and tables of 2 to 6 in a notebook .Twice and revise them everyday.
- Draw picture of a caterpillar or a Flower on a chart paper and write Tables of 4 to 6 on it.
- Make different shapes on cartridge sheet and paste different seeds on them and label them (Circle, Square, Rectangle, Triangle)
- Make a working model of number line (addition)
- Do the worksheets given at the end.

### Environmental Studies:

- Revise Ch 3 (My neighbourhood) and Ch 4 (My School)
- Make a word wall of chapter 5 (Roll no. 1-9)  
Chapter 6 (Roll no. 10 and so on)
- Collect pictures or drawings of community helpers and create a collage with short caption (Roll no. 1-9)
- Make a chart of Places around us and their uses. (Roll no 10 and so on)
- Observe your surroundings and write 2 green things, 2 black things.
- Do the worksheets given at the end.

## **Computer Science (I.T.)**

- Draw and colour a computer and decorate it.
- Practice of shapes in MS Paint

## **G.K.**

- Make a chart on Healthy and Junk Food 🍏🍷 (Roll no 1 to 7)
- Make two columns and paste pictures of both types of food in different columns.
- Take the printouts of your child while showing good habits like brushing teeth, washing hands etc and paste it on a half chart. (Roll no. 8-11)
- Make a chart of Animals and their babies (Roll no. 12 and so on.)

## **Art and craft**

- Do Pg no.18 & 19 of My Art Palette
- Make a colourful house with the help of pg no 24 & 25 of My Art Palette.
- Create a garden scene with clay. (Roll no 1 to 7)
- Paper Plate Animal Craft - Make animals using paper plates and colours. (any 2 )  
(Roll no 8 to 12)
- Best out of waste. Create something useful from waste material. (Roll no 13 and so on).





Name: \_\_\_\_\_ Roll No.: \_\_\_\_\_ Subject: \_\_\_\_\_

## Computer Parts



keyboard



CPU



mouse



printer



monitor



speakers



# John Wesley Convent, Rohtak

(A New Generation International Sr. Sec. School, Affiliated to C.B.S.E.)

Practice Assignment / Class...I.../ Section.....

Name: \_\_\_\_\_ Roll No.: \_\_\_\_\_ Subject: \_\_\_\_\_

## Nouns



A noun is the name of a person, animal, place or a thing.



Put the nouns into the correct box.

tiger	teacher	shop	book	doctor
pen	beach	elephant	school	dog
boy	bag	computer	park	dad
		cat		



Person

---



---



---

Animal




---



---



---

Place




---



---



---

Thing




---



---



---



# John Wesley Convent, Rohtak











(A New Generation International Sr. Sec. School, Affiliated to C.B.S.E.)

































Practice Assignment / Class...I.../ Section.....

Name: \_\_\_\_\_ Roll No.: \_\_\_\_\_ Subject: \_\_\_\_\_

## CODING

Decode and write down the encoded words.

									
↓	↓	↓	↓	↓	↓	↓	↓	↓	↓
A	I	O	F	G	H	P	R	S	T

				<input type="text" value="S"/>	<input type="text" value="T"/>	<input type="text" value="A"/>	<input type="text" value="R"/>
				<input type="text"/>	<input type="text"/>	<input type="text"/>	<input type="text"/>
				<input type="text"/>	<input type="text"/>	<input type="text"/>	<input type="text"/>
				<input type="text"/>	<input type="text"/>	<input type="text"/>	<input type="text"/>
				<input type="text"/>	<input type="text"/>	<input type="text"/>	<input type="text"/>
				<input type="text"/>	<input type="text"/>	<input type="text"/>	<input type="text"/>
				<input type="text"/>	<input type="text"/>	<input type="text"/>	<input type="text"/>
				<input type="text"/>	<input type="text"/>	<input type="text"/>	<input type="text"/>



# John Wesley Convent, Rohtak

(A New Generation International Sr. Sec. School, Affiliated to C.B.S.E.)

Practice Assignment / Class...I.../ Section.....

Name: \_\_\_\_\_ Roll No.: \_\_\_\_\_ Subject: \_\_\_\_\_

## 2 Digits Addition

14	28	22	31	79
+22	+60	+71	+16	+10
<input type="text"/>	<input type="text"/>	<input type="text"/>	<input type="text"/>	<input type="text"/>

14	12	21	65	52
+25	+14	+13	+22	+36
<input type="text"/>	<input type="text"/>	<input type="text"/>	<input type="text"/>	<input type="text"/>

51	16	02	74	34
+38	+20	+40	+11	+30
<input type="text"/>	<input type="text"/>	<input type="text"/>	<input type="text"/>	<input type="text"/>

13	36	45	21	45
+14	+22	+23	+50	+13
<input type="text"/>	<input type="text"/>	<input type="text"/>	<input type="text"/>	<input type="text"/>



# John Wesley Convent, Rohtak

(A New Generation International Sr. Sec. School, Affiliated to C.B.S.E.)

Practice Assignment / Class...I.../ Section.....

Name: \_\_\_\_\_ Roll No.: \_\_\_\_\_ Subject: \_\_\_\_\_

## ओ & औ की मात्रा वाले शब्द

I. ओ की मात्रा वाले शब्द पर गोला ○ लगाइए । Circle ओ की मात्रा वाले शब्द .

1. रोहन मेरा छोटा भाई है ।
2. मनोहर रोना बंद करो ।
3. हाथ धोकर पकौड़े खा लो ।
4. सदा सच बोलो ।
5. धोबी को कपडे दे दो ।

II. ओ की मात्रा लगाकर शब्द पूरा करो । Complete the words by adding ओ की मात्रा .

- |          |         |         |         |
|----------|---------|---------|---------|
| 1. ट—पी  | 2. र—टी | 3. ब—तल | 4. ढ—लक |
| 5. घ—डा  | 6. ज—कर | 7. भ—जन | 8. ग—भी |
| 9. सम—सा | 10. म—र |         |         |

III. चित्र देखकर दिए गए वाक्यों को पूरा करें । Complete the sentence by seeing the picture. ( नौकरानी, चौकोर, टोपी, समोसा, खिलौना, लौकी, मोर, कचौड़ी, कौआ )

1. एक \_\_\_\_\_ डाल पर बैठा है ।



2. मैंने आज \_\_\_\_\_ खाई ।



3. रुमाल \_\_\_\_\_ होता है ।



4. मेरी बहन \_\_\_\_\_ बना रही है ।



5. रमन बाजार से \_\_\_\_\_ लाया ।








# John Wesley Convent, Rohtak

(A New Generation International Sr. Sec. School, Affiliated to C.B.S.E.)

Practice Assignment / Class...I.../ Section.....

Name: \_\_\_\_\_ Roll No.: \_\_\_\_\_ Subject: \_\_\_\_\_

< Match the community helper with their tools. 





# John Wesley Convent, Rohtak

(A New Generation International Sr. Sec. School, Affiliated to C.B.S.E.)

Practice Assignment / Class...I.../ Section.....

Name: \_\_\_\_\_ Roll No.: \_\_\_\_\_ Subject: \_\_\_\_\_

**Write the number names for the following numbers :**

47	50	41
22	24	27
28	30	35
32	33	36
37	42	45

**Write the numbers for the following number names :**

Twenty-one	Thirty-two
Forty-seven	Thirty
Twenty-five	Twenty-seven
Forty	Thirty-seven
Twenty-three	Thirty-nine
Twenty-nine	Fifty



# John Wesley Convent, Rohtak

(A New Generation International Sr. Sec. School, Affiliated to C.B.S.E.)

Practice Assignment / Class...I.../ Section.....

Name: \_\_\_\_\_ Roll No.: \_\_\_\_\_ Subject: \_\_\_\_\_



## WRITE AND COLOUR



dining room - toilet - kitchen - house - garden

living room - bedroom - bathroom - flat



Teacher: Djedei Abderrahman