



# John Wesley Convent

An ISO 9001 : 2008 Certified, Affiliated to C.B.S.E. Sr. Sec. School



## Balvatika - 2



**Hurrah!**  
**Break Time.....**



### General Instructions For The Parents:-

- Help your ward to complete the given Holidays Home Work.
- Let your ward do the colouring work himself/ herself.
- Guide your ward to place his/ her belongings in the right place.
- Try not to avoid questions put up by your ward.
- Try to explore his/her knowledge about different colours.
- Using Mobile or Watching T.V. for too much time is harmful to the eyesight of the child.
- Do your holidays homework in a very neat and tidy manner.
- Do the written work in a separate notebook.
- Parents should converse most of the time in English with their wards.
- The submission date for the homework for English, Maths, EVS & IT is **01/07/2026**.
- The submission date for the homework for Hindi, Art & Craft and GK is **02/07/2026**.

### General Instruction For The Students:-

- Get up early in the morning and go for a walk.
- Drink plenty of liquid to beat the heat.
- Eat lots of green salad and juicy fruits.
- Do the practice work in a separate note book.
- All the work should be done in a very neat and tidy manner.



## English

### Written Work :

- Write letters Aa - Hh in the notebook (5 pages for each letter).
- "Look and Write" exercise in the notebook (5 pages) as done in the notebook.
- Match capital to print letters in the notebook (5 pages).
- Dictation in the notebook (5 pages) of letters from A to H & a to h.

• Rhymes to Learn:

"I like colours", "Rain Rain Go Away", "All By Myself", "Mumma Darling", "Bits of paper", "ABC Song"

**Hindi :**

**लिखित कार्य:**

- कॉपी में स्वर (अ - अः) पहचानकर लिखें (प्रत्येक के 2 पृष्ठ)।

**अभ्यास**

- कॉपी में "देखो और लिखो" (2 पृष्ठ) करें, जैसा कक्षा कार्य कॉपी में करवाया गया है।
- कॉपी में स्वरों (अ - अः) का श्रुतलेख (5 पृष्ठ) करें।
- कॉपी में "मिलान करें" (5 पृष्ठ) करें।

**मौखिक कार्य:**

निम्न कविताएँ याद करें:

- "आ हा आकार", "आम और अनार" और "ऐनक ने एक दिन छुट्टी मनाई"

**Maths:**

**Written :**

- Learn and Write Forward Counting from 1 to 100 in the notebook (2 pages each).
- Count and Write (1 to 20) in the notebook (5 pages).
- Practice to draw objects for the given numbers in the notebook (5 pages).
- "What Comes After" (1 to 30) in the notebook (5 pages).

**Revision:**

- Revise all the shapes using clay : Square, Rectangle, Triangle & Circle.

**E.V.S. :**

**Revision:**

- Revise colour names of your choice at least 10 colours.
- Revise using clay all the shapes: Star, Oval, Heart & Diamond
- Explore new places like parks, temples, and zoos.

**Project Work:**

- Make cutouts of any five Farm animals (Roll no. 1-5).
- Make cutouts of any five Body Parts (Roll no. 6-10).
- Make cutouts of any five Land Transport vehicles (Roll no. 11-15).
- Make cutouts of any five National Symbols (Roll no. 16 onwards).
- Note: Each cutout should be of 1/4 of a chart in size.

**Creative Activity:**

- Make one "Best out of Waste" project with the help of your parents



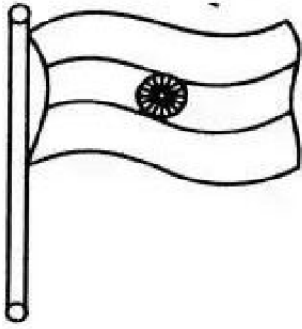
# John Wesley Convent, Rohtak

(A New Generation International Sr. Sec. School, Affiliated to C.B.S.E.)

Class..... Section.....

Name: \_\_\_\_\_ Roll No.: \_\_\_\_\_ Topic : \_\_\_\_\_


## Write the First Letter of Pictures



\_\_\_\_\_



\_\_\_\_\_



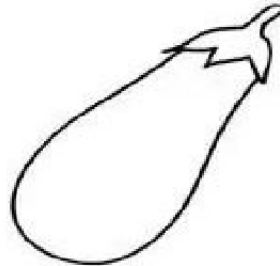
\_\_\_\_\_




\_\_\_\_\_




\_\_\_\_\_




\_\_\_\_\_



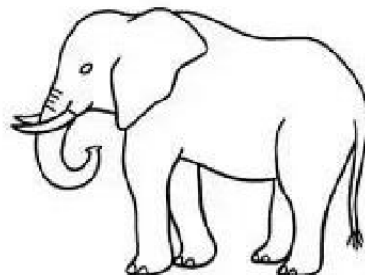
\_\_\_\_\_



\_\_\_\_\_



\_\_\_\_\_



\_\_\_\_\_









# *John Wesley Convent, Rohtak*

(A New Generation International Sr. Sec. School, Affiliated to C.B.S.E.)

Class..... Section.....

Name: \_\_\_\_\_ Roll No.: \_\_\_\_\_ Topic : \_\_\_\_\_

**Draw a line to match each uppercase letter to its lowercase letter :**





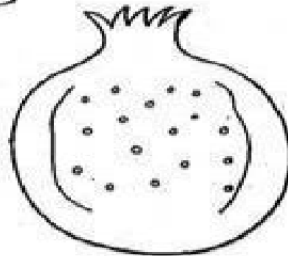

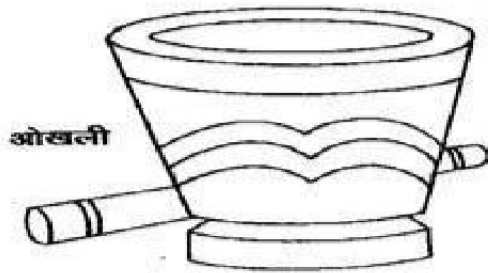
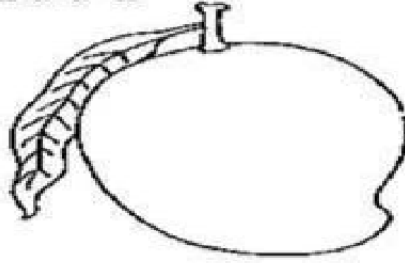
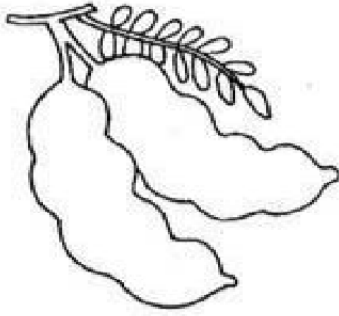
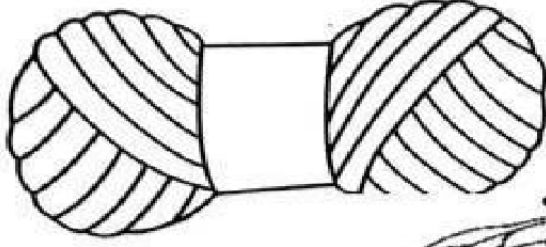
# John Wesley Convent, Rohtak

(A New Generation International Sr. Sec. School, Affiliated to C.B.S.E.)

Class..... Section.....

Name: \_\_\_\_\_ Roll No.: \_\_\_\_\_ Topic : \_\_\_\_\_

मिलान करो और चित्र में रंग भरो।



क

उ

ऊ

इ

आ

ओ

अ



# John Wesley Convent, Rohtak

(A New Generation International Sr. Sec. School, Affiliated to C.B.S.E.)

Class..... Section.....

Name: \_\_\_\_\_ Roll No.: \_\_\_\_\_ Topic : \_\_\_\_\_

## Complete the Pattern

Look at each pattern below and then use the box on the right to complete the pattern.




# John Wesley Convent, Rohtak

(A New Generation International Sr. Sec. School, Affiliated to C.B.S.E.)

Class..... Section.....

Name: \_\_\_\_\_ Roll No.: \_\_\_\_\_ Topic : \_\_\_\_\_

**Colour and decorate it**





# John Wesley Convent, Rohtak

(A New Generation International Sr. Sec. School, Affiliated to C.B.S.E.)

Class..... Section.....

Name: \_\_\_\_\_ Roll No.: \_\_\_\_\_ Topic : \_\_\_\_\_

## Colour the Shape:



○ circle – red

□ rectangle – blue

△ triangle – orange

□ square – brown

◐ half circle – green

◌ oval – purple










# John Wesley Convent, Rohtak

(A New Generation International Sr. Sec. School, Affiliated to C.B.S.E.)

Class..... Section.....

Name: \_\_\_\_\_ Roll No.: \_\_\_\_\_ Topic : \_\_\_\_\_

**Colour the food items which are healthy:**





# *John Wesley Convent, Rohtak*

(A New Generation International Sr. Sec. School, Affiliated to C.B.S.E.)

Class..... Section.....

Name: \_\_\_\_\_ Roll No.: \_\_\_\_\_ Topic : \_\_\_\_\_

**Colour and decorate the elephant :**

