



SUMMER VACATION HOME WORK

(2026-27)



Balvatika - 3



Hurrah!
Break Time.....



General Instructions For The Parents:-

- Help your ward to complete the given Holidays Home Work.
- Let your ward do the colouring work himself/ herself.
- Guide your ward to place his/ her belongings in the right place.
- Try not to avoid questions put up by your ward.
- Try to explore his/her knowledge about different colours.
- Using Mobile or Watching T.V. for too much time is harmful to the eyesight of the child.
- Do your holidays homework in a very neat and tidy manner.
- Do the written work in a separate notebook.
- Parents should converse most of the time in English with their wards.
- The submission date for the homework for English, Maths, EVS & IT is 01/07/2026.
- The submission date for the homework for Hindi, Art & Craft and GK is 02/07/2026.

General Instruction For The Students:-

- Get up early in the morning and go for a walk.
- Drink plenty of liquid to beat the heat.
- Eat lots of green salad and juicy fruits.
- Do the practice work in a separate note book.
- All the work should be done in a very neat and tidy manner.



English

- Practice writing capital and small letters (Aa-Zz). (Do 5 times)
- Read and write words from the 'at', 'an', 'ap', am,ap,ag ar,ay,and 'aw families (2 pages for each family).
- Make a word wall from page 10 of the book "Shapes and Colours."
- Read pages 14, 16, 18, 21, 25, 27, 29, and 31 of the book "Shapes and Colours".
- Learn Ice Cream Man and Miss Polly from book Medley Magic

Hindi :

Practice writing

- अ - अः , क - कः का लेखन अभ्यास करें (5 पृष्ठ)।
- दो, तीन और चार अक्षर वाले शब्द लिखें (5 पृष्ठ)।
- हिंदी पुस्तक के पृष्ठ 38, 40, 44, 45, 49 और 50 पढ़ें।
- कोई भी दो कविताएँ याद करें।

Maths:

- Learn and write forward counting from 1-100 (5 pages).
- Write backward counting from 20-1 (5 pages).
- Complete exercises for "What comes after," "What comes between" (1-50), and "What comes before" (1-20) (5 pages each).
- Practice dodging counting from 1-100 (5 pages).
- Revise all shapes (Square, Circle, Rectangle, Triangle, Diamond, Star, Cube, Cuboid, Sphere & Heart, Oval, Cylinder and Cone).

General Awareness :

- Revise pages 62 to 75 of your book.
- Explore new places like parks, temples, zoos, etc.
- Revise Rhyme from Pg. 63(Ollie Oval).

Project Work :

- Roll numbers 1-5: Make cut-outs of any five animal homes.
- Roll numbers 6-10: Make cut-outs of any five means of transport.
- Roll numbers 11-15: Make cut-outs of sense organs.
- Roll numbers 16-20: Make cut-outs of any five people who help us.
- Roll numbers 21-26: Make cut-outs of any five wild animals.
- Roll numbers 27 onwards: Make cut outs of parts of a plant.

Note: The size of each cut-out should be 1/4 of a chart paper.

Art & Craft:

- Make one Pencil stand from best out of waste.

Conversation:

- Learn the question and answer from given assignment.



John Wesley Convent, Rohtak

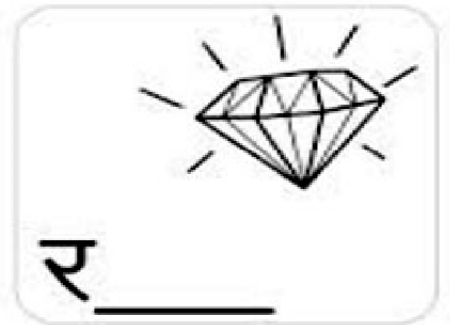
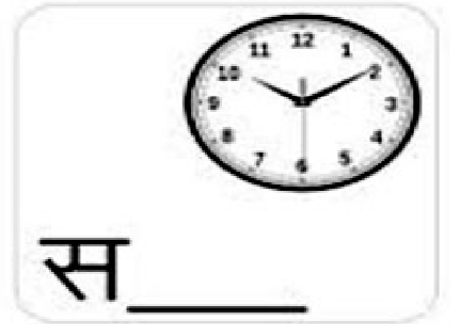


(A New Generation International Sr. Sec. School, Affiliated to C.B.S.E.)

Class..... Section.....

Name: _____ Roll No.: _____ Topic : _____

बिना मात्रा के शब्द

३ अक्षर वाले रिक्त स्थान भरें





John Wesley Convent, Rohtak

(A New Generation International Sr. Sec. School, Affiliated to C.B.S.E.)

Class..... Section.....

Name: _____ Roll No.: _____ Topic : _____

एक अक्षर के साथ अलग-अलग अक्षर जोड़कर शब्द बनाना सीखे।

क → ल कल
 → म कम
 → प कप

फ → ल _____
 → न _____
 → ट _____

स → र _____
 → ब _____
 → च _____

आ → प _____
 → म _____
 → ग _____

ह → म _____
 → ल _____
 → क _____

म → न _____
 → ल _____
 → र _____



John Wesley Convent, Rohtak


(A New Generation International Sr. Sec. School, Affiliated to C.B.S.E.)

Class..... Section.....

Name: _____ Roll No.: _____ Topic : _____

It is Summer Season

Colour the objects you wear or use in summer season and circle them:





John Wesley Convent, Rohtak

(A New Generation International Sr. Sec. School, Affiliated to C.B.S.E.)

Class..... Section.....


Name: _____ Roll No.: _____ Topic : _____

Let's learn the words boy and girl.

Colour each letter in the words and color the pictures.

boy

girl





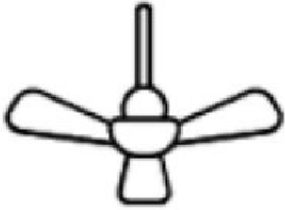
John Wesley Convent, Rohtak

(A New Generation International Sr. Sec. School, Affiliated to C.B.S.E.)

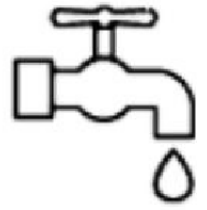
Class..... Section.....

Name: _____ Roll No.: _____ Topic : _____

Match the word with the picture




hat



man



van



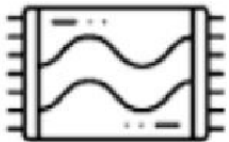
rat



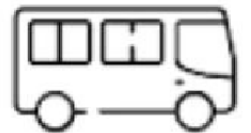
pan



cat



mat



bat

tap



fan





John Wesley Convent, Rohtak

(A New Generation International Sr. Sec. School, Affiliated to C.B.S.E.)

Class..... Section.....

Name: _____ Roll No.: _____ Topic : _____

Before, Between, and After

Write the numbers that come before, between, and after the given numbers.

Before	Between	After
_____ 77	80 _____ 82	34 _____
_____ 87	59 _____ 61	54 _____
_____ 14	11 _____ 13	56 _____
_____ 19	78 _____ 80	15 _____
_____ 28	89 _____ 91	12 _____
_____ 40	22 _____ 24	28 _____
_____ 55	44 _____ 46	49 _____
_____ 63	55 _____ 57	99 _____
_____ 54	10 _____ 12	72 _____
_____ 81	15 _____ 17	11 _____
_____ 90	21 _____ 23	33 _____
_____ 93	26 _____ 28	74 _____
_____ 34	29 _____ 31	25 _____



John Wesley Convent, Rohtak

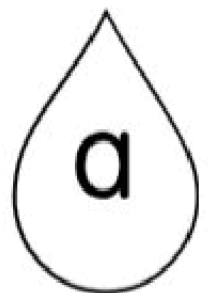

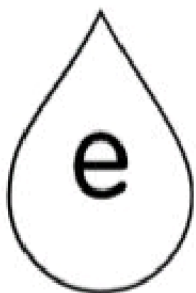
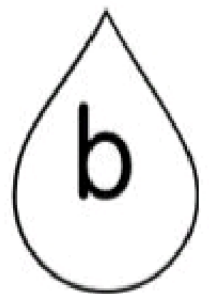
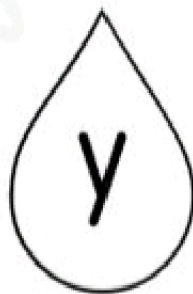
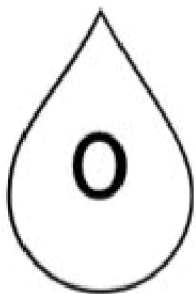

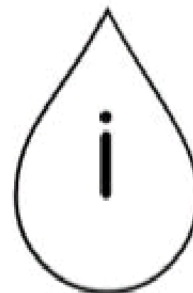


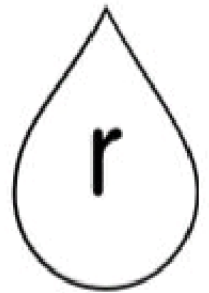



(A New Generation International Sr. Sec. School, Affiliated to C.B.S.E.)

Class..... Section.....

Name: _____ Roll No.: _____ Topic : _____

Consonants and Vowels

Colour the vowels green. Colour the consonants blue:





John Wesley Convent, Rohtak


(A New Generation International Sr. Sec. School, Affiliated to C.B.S.E.)

Class..... Section.....

Name: _____ Roll No.: _____ Topic : _____

Colour each person in the family portrait.

Trace their names :





John Wesley Convent, Rohtak

(A New Generation International Sr. Sec. School, Affiliated to C.B.S.E.)

Class..... Section.....

Name: _____ Roll No.: _____ Topic : _____

Conversation Question Answer:

Q.1 What is your name?

Ans. My name is.....

Q.2 How are you?

Ans. I am fine thank you.

Q.3 Are you a boy or girl?

Ans. I am a boy/girl

Q.4 How old are you?

Ans. Iyears old.

Q.5 In which class do you study?

Ans. I study in Balvatika .

Q.6 In which school do you study?

Ans. I study in.....

Q.7 What is your father's name?

Ans. My father's name is Mr.

Q.8 What is your mother's name?

Ans. My mother's name is Ms.

Q.9 What is your father?

Ans. My father is a business mam/service man/doctor/teacher.

Q.10 What is your mother?

Ans. My mother is a house maker/doctor/teacher.

Q.11 What is your contact number?

Ans. My contact number is.....

Q.12 How many members are there in your family?

Ans. There are.....members in my family.

Q.13 Who is the head of your family?

Ans. My.....is the head of my family

Q.14 How many friends do you have?

Ans. I have many friends.

Q.15 Who is your best friend?

Ans.is my best friend.

Q.16 In which country do you live?

Ans. I live in India.

Q.17 In which state do you live?

Ans. I live in Haryana.

Q.18 In which city do you live?

Ans. I live in Rohtak.

Q.19 Which is your favorite fruit?

Ans. My favorite fruit is.....

Q.20 Which is your favorite vegetable?

Ans. My favorite vegetable is.....

Q.21 When do you celebrate your birthday?

Ans. I celebrate my birthday on

Q.22 What will you say if you get something from someone?

Ans I will say thank you

Q.23 What will you say if you hurt someone by mistake?

Ans. I will say sorry.