



John Wesley Convent

An ISO 9001 : 2008 Certified, Affiliated to C.B.S.E. Sr. Sec. School



SUMMER VACATION HOME WORK

(2026-27)



Balvatika



Hurrah!

Break Time.....



General Instructions For The Parents:-

- Help your ward to complete the given Holidays Home Work.
- Let your ward do the colouring work himself/ herself.
- Guide your ward to place his/ her belongings in the right place.
- Try not to avoid questions put up by your ward.
- Try to explore his/her knowledge about different colours.
- Using Mobile or Watching T.V. for too much time is harmful to the eyesight of the child.
- Do your holidays homework in a very neat and tidy manner.
- Do the written work in a separate notebook.
- Parents should converse most of the time in English with their wards.
- The submission date for the homework for English, Maths, EVS & IT is **01/07/2026**.
- The submission date for the homework for Hindi, Art & Craft and GK is **02/07/2026**.

General Instruction For The Students:-

- Get up early in the morning and go for a walk.
- Drink plenty of liquid to beat the heat.
- Eat lots of green salad and juicy fruits.
- Do the practice work in a separate note book.
- All the work should be done in a very neat and tidy manner.



English

- Practice the phonetic sounds of the alphabet (A & B with your child)

Recite the following rhymes together:

1. Rolly Polly
2. Top and Bottom
3. Rain Rain Go Away
4. Clap Your Hands

- Teach your child to greet people properly (e.g., "Hello, Uncle/Aunt, how are you?").
- Have a bedtime story session with your child. (Pick stories which can be understood by your ward).

Hindi

- Help your child memorise the following poems:

1 आलू कचालू बेटा कहाँ गए थे।

2 तितली उड़ी

3 हाथी राजा

Maths

- Practice forward counting from 1 to 5.
- Help your child count different objects in and around the house.

General Awareness

- Visit the park and exercise daily with your child.
- Motivate your child to brush the teeth, bathe, and comb their hair daily.
- Help your child recognise different colours through various activities.
- Encourage your child to use polite words like "Thank you," "Sorry," "Please," and "Welcome."
- Guide your ward to sort fruits and vegetables into separate baskets with your child.

Project Work

Make the following as per your roll no.

Roll No. 1-5: Make cutouts of fruits (1/4 of a chart size).

Roll No. 6-10: Make cutouts of vegetables (1/4 of a chart size).

Roll No. 11-15: Make cutouts of animals (1/4 of a chart size).

Roll No.16 onwards: Make cutouts of body Parts (¼ of a chart size)

Additionally, create a craft (photo frame) for Father's Day. (to be done by all)

• English Conversation Practice

1. Teach your child to confidently respond to these questions:

2. What is your name?

3. How are you?

4. What is your father's name?

5. What is your mother's name?

6. What is your brother's/sister's name? And it can be grand mother's / grand father's and so on.....



John Wesley Convent, Rohtak


(A New Generation International Sr. Sec. School, Affiliated to C.B.S.E.)

Class..... Section.....

Name: _____ Roll No.: _____ Topic : _____

Finger Painting Activity

**Dip your fingers in water colours and finger
paint the pineapple**





John Wesley Convent, Rohtak


(A New Generation International Sr. Sec. School, Affiliated to C.B.S.E.)

Class..... Section.....

Name: _____ Roll No.: _____ Topic : _____

ACTIVITY

Stick Bindis to make fruits of the trees.





John Wesley Convent, Rohtak







(A New Generation International Sr. Sec. School, Affiliated to C.B.S.E.)

Class..... Section.....

Name: _____ Roll No.: _____ Topic : _____

IDENTIFICATION OF NUMBERS: 1

Colour the apples with 1 red.






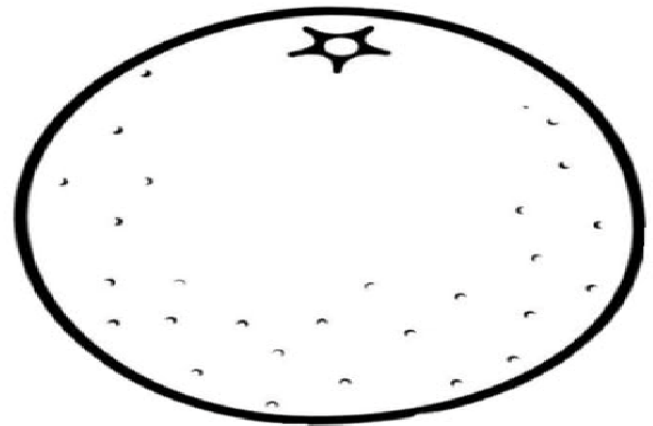



John Wesley Convent, Rohtak

(A New Generation International Sr. Sec. School, Affiliated to C.B.S.E.)

Class..... Section.....

Name: _____ Roll No.: _____ Topic : _____

Colour the Fruits





John Wesley Convent, Rohtak


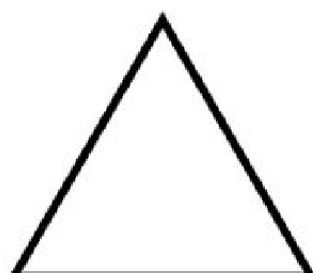


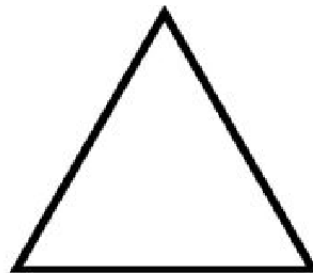





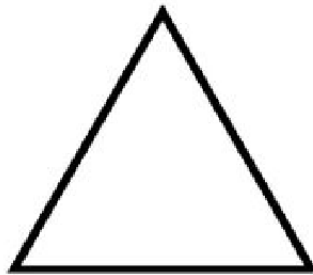

(A New Generation International Sr. Sec. School, Affiliated to C.B.S.E.)

Class..... Section.....

Name: _____ Roll No.: _____ Topic : _____

Shapes

Colour the Circles :






John Wesley Convent, Rohtak

(A New Generation International Sr. Sec. School, Affiliated to C.B.S.E.)

Class..... Section.....

Name: _____ Roll No.: _____ Topic : _____

Decorate the Sheep with wool :






John Wesley Convent, Rohtak

(A New Generation International Sr. Sec. School, Affiliated to C.B.S.E.)

Class..... Section.....

Name: _____ Roll No.: _____ Topic : _____

Decorate the flower pot and colour it -





John Wesley Convent, Rohtak

(A New Generation International Sr. Sec. School, Affiliated to C.B.S.E.)


Class..... Section.....

Name: _____ Roll No.: _____ Topic : _____

EXPRESS ALOUD!!

How old are you?

Paste those many candles on your cake and decorate it as beautifully as you can.





John Wesley Convent, Rohtak

(A New Generation International Sr. Sec. School, Affiliated to C.B.S.E.)

Class..... Section.....

Name: _____ Roll No.: _____ Topic : _____

Identify and thumb print the big balloon :

